

Wenona Annual Report 2014

Message from key bodies

Extract from Principal's Award Day speech

"A ship is safe in the harbour, but that's not what ships are for" (William Shedd)

Educating the young women of Wenona is about empowering and encouraging them to lead strong, adventurous and fulfilling lives. To achieve this, girls must learn to be brave and to move out of their comfort zone. This is not easy but we get stronger when we're allowed to try, to fail, to dust ourselves off, and to try again. 2014 has been a year where our women have learnt to challenge stereotypes, to go on adventures, to practice being brave, and to find out who they are and who they are called to be. Not simply for themselves but to be a voice for others. Thank you to all of those in our community who have contributed to supporting our girls in 2014.

Dr Briony Scott
Principal

Head Prefect Report

The Wenona girl well and truly experiences a well-rounded education through daily participation in sport, music, drama, academics, creative arts and shared passions with peers.

I witnessed this bravery every day at Wenona particularly in our involvement with community service, something embedded within our character from our school motto 'Ut Prosim', 'that I may serve'. Duke of Edinburgh, Service Learning and assisting international and local communities in Tanzania, Laos, Thailand, Cambodia, Borneo and Outback Australia are amongst many community service activities undertaken in 2014.

Sabrina Lucas
Head Prefect (2014/15)

About Wenona

Contextual information about the school

Celebrating excellence in girls' education since 1886, Wenona is an independent, non-denominational day and boarding school for girls K-12 in North Sydney, close to Sydney's cultural centre.

Under Principal Dr Briony Scott, our vision is for Wenonians to graduate as creative, resilient, articulate and well educated women. With 1000 students, including 50 boarders, Wenona offers a rich array of academic and co-curricular opportunities within a creative and caring community.

The school's vibrant learning environment includes a blend of heritage and new spaces, with a pool and modern gymnasium. Leadership and teamwork skills are fostered through international and local service learning initiatives, guided by our motto, 'Ut Prosim', 'that I may serve'.

Vision

Wenona's vision is to educate and empower young women in a global learning community to serve and shape their world.



Wenona

Student outcomes of standardised national literacy and numeracy testing

Student outcomes in NAPLAN 2014

Wenona students are performing well above the state and national NAPLAN results.

LEGEND

State result

Wenona result

YEAR 3										
BAND	READING		WRITING		SPELLING		GRAMMAR & PUNCTUATION		NUMERACY	
6	29.7	71.7	11.5	37.0	26.3	45.7	32.5	78.3	17.7	41.3
5	19.6	13.0	36.3	50.0	24.5	30.4	22.0	10.9	24.7	39.1
4	22.9	13.0	22.5	13.0	22.8	17.4	20.7	4.3	23.5	15.2
3	14.3	2.2	19.3	0.0	11.7	4.3	14.0	6.5	19.7	2.2
2	8.5	0.0	7.1	0.0	11.2	2.2	7.0	0.0	11.1	2.2
1	4.9	0.0	3.3	0.0	3.4	0.0	3.8	0.0	3.2	0.0

YEAR 5										
BAND	READING		WRITING		SPELLING		GRAMMAR & PUNCTUATION		NUMERACY	
8	16.9	48.1	5.6	15.6	14.7	29.9	22.7	57.1	13.8	26.0
7	18.3	20.8	12.0	28.6	28.1	46.8	21.8	24.7	14.7	24.7
6	25.7	20.8	28.3	32.5	25.6	15.6	21.5	9.1	29.8	35.1
5	21.3	10.4	36.7	22.1	18.3	5.2	17.4	7.8	22.9	7.8
4	12.4	0.0	9.7	1.3	8.1	1.3	10.8	1.3	13.8	6.5
3	5.4	0.0	7.8	0.0	5.2	1.3	5.7	0.0	5.1	0.0

YEAR 7										
BAND	READING		WRITING		SPELLING		GRAMMAR & PUNCTUATION		NUMERACY	
9	12.9	27.0	4.9	13.1	14.7	27.0	14.9	35.2	14.8	25.6
8	18.5	35.2	13.9	36.1	23.4	27.0	18.7	30.3	16.6	35.5
7	27.2	27.0	21.1	31.1	26.3	33.6	27.3	30.3	24.5	25.6
6	25.1	9.8	28.5	18.0	18.9	9.8	17.5	3.3	26.2	12.4
5	12.8	0.8	23.0	1.6	11.2	2.5	15.4	0.0	15.0	0.8
4	3.5	0.0	8.6	0.0	5.4	0.0	6.2	0.8	2.8	0.0

YEAR 9										
BAND	READING		WRITING		SPELLING		GRAMMAR & PUNCTUATION		NUMERACY	
10	7.9	28.9	6.5	17.5	12.2	20.2	7.5	25.4	14.1	33.6
9	19.3	35.1	9.7	17.5	14.3	36.8	16.7	36.8	15.1	31.9
8	26.4	25.4	22.7	39.5	28.5	33.3	19.9	22.8	24.6	22.1
7	23.3	9.6	21.6	18.4	25.9	8.8	26.2	14.0	26.0	10.6
6	15.6	0.0	20.2	4.4	11.5	0.9	19.1	0.9	17.2	1.8
5	7.5	0.9	19.3	2.6	7.6	0.0	10.5	0.0	2.9	0.0

Record of School Achievement

The school did not have any students that required the award of a Record of School Achievement.

School promotion of respect and responsibility

Policies for student management include The Student Code of Behaviour which is framed within a pastoral system designed to support and nurture students toward respect for self and others, personal integrity and responsibility, compassion and appropriate conduct.

Results in HSC

Combined Band 5 and Band 6 HSC results in comparison to the state.

SUBJECT	STATE	WENONA
Ancient History	32.78	50.00
Biology	28.23	44.43
Business Studies	36.95	52.37
Chemistry	46.09	68.00
Drama	42.11	100.00
E & E Science	39.79	77.77
Economics	44.53	63.33
English Standard	8.16	36.36
English Advanced	59.30	84.00
English Extension 1	92.99	100.00
English Extension 2	77.44	91.66
French Continuers	65.70	78.56
French Extension	95.00	100.00
Geography	43.63	86.03
German Continuers	57.75	66.66
German Extension	96.71	100.00
Japanese Continuers	57.92	50.00
Legal Studies	39.63	76.91
General Maths	25.00	64.09
Mathematics	53.74	58.81
Maths Extension 1	84.40	96.14
Maths Extension 2	86.39	100.00
Modern History	42.28	80.64
History Extension	77.70	100.00
Music 1	59.58	100.00
Music 2	87.31	100.00
Music Extension	98.93	100.00
PDHPE	30.49	55.54
Physics	31.09	37.50
Textiles & Design	41.86	96.00
Visual Arts	48.60	100.00

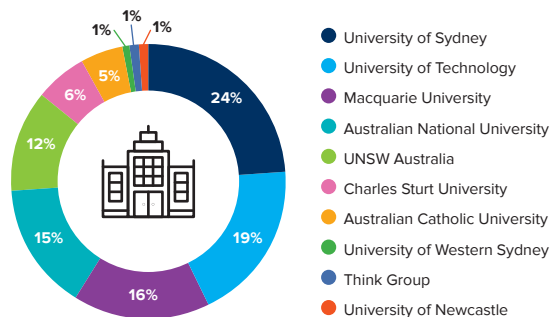
Distinguished achievers

61% of students achieved a mark of 90 or above in one or more subjects.

ATAR

45% - Percentage of students above 90

Post school destinations



Qualification attainment

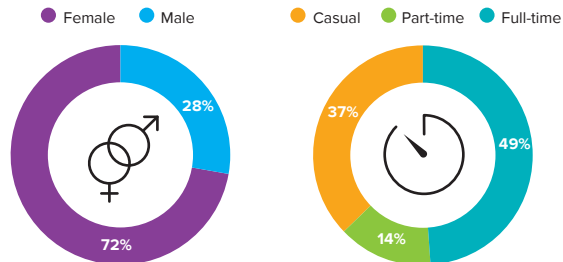
0% of students undertaking vocational or trade training.

100% of students in year 12 attaining Year 12 certificate or equivalent VET qualification.

Retention

98.1% year 10 students in 2012 were retained through to year 12 in 2014.

Workforce composition: Total staff = 274



We had no staff who identified themselves as Indigenous for 2014.

Summary of professional learning undertaken by teachers

At Wenona we see the professional development of all staff as pivotal to the education, wellbeing and learning of our students. We are proud to release *Upon Reflection*, a publication that explores the professional learning journeys of our staff:

www.wenona.nsw.edu.au/community/publications/index.cfm



Throughout 2014 90 staff attended 248 professional development sessions and conferences.

Details of teaching staff



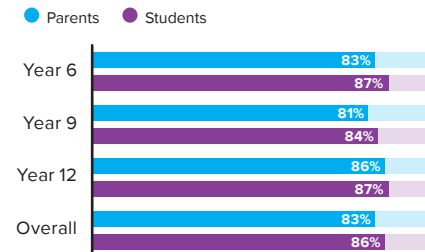
105 – teachers with Australian or AEI-NOOSR teaching qualification from higher education institution.



1 – teacher with Australian or AEI-NOOSR approved graduate qualification but without formal teaching qualification.

Satisfaction data

School satisfaction 2014



Snapshot of school improvement targets



Quality teaching

Developed the Wenona Effective Teaching Cycle, creating a shared understanding of quality teaching

Implemented the Wenona Improvement Cycle, including 360 degree feedback for academic staff



Quality learning

Developed the Effective Learning Cycle

Explored online reporting models



Empowering school leaders

Developed the School Leadership Team

Implemented the Growth Coaching Model to complement the Wenona Improvement Cycle



Meeting student need

Continued to develop a K-12 Pastoral Care Framework

Reviewed student affirmation and recognition processes



Providing detailed information to the community

Implemented Wenona Community Code of Conduct

Reviewed boarding as part of the school's strategic directions

Full text by link: www.wenona.nsw.edu.au/wenona/boardofgovernors/annualreport.cfm

Student attendance rates

YEAR LEVEL	AVG. DAYS ABSENT	AVERAGE ATTENDANCE
0	7.06	96.08%
1	6.72	96.27%
2	6.05	96.64%
3	7.61	95.77%
4	7.68	95.73%
5	6.23	96.54%
6	8.77	95.13%
7	7.68	95.73%
8	9.46	94.74%
9	9.7	94.61%
10	10.55	94.14%
11	8.85	95.09%
12	6.59	96.34%
Whole school	7.92	95.60%

School policies

Non-attendance



In case of absence: parents/guardians notify school of absence by email or phone (reception).

Unexplained absences immediately followed up by text message.



Signed note required on return to school to explain reason for absence.

School enrolment

Full text by link: www.wenona.nsw.edu.au/wenona/boardofgovernors/annualreport.cfm

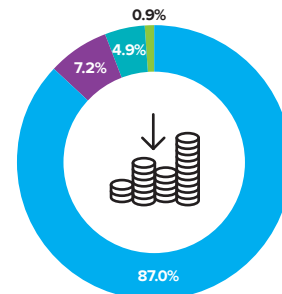
Student welfare, anti-bullying, discipline, complaints and grievances

Full text by link: www.wenona.nsw.edu.au/wenona/boardofgovernors/annualreport.cfm

Summary financial information

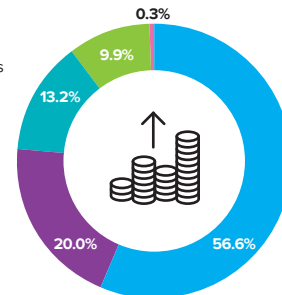
Income

- Fee & private income
- Commonwealth grants
- State grants
- Donations



Expenditure

- Wages & oncosts
- Non salary expenses
- Capital
- Depreciation
- Borrowing costs



Wenona

A 176 Walker Street, North Sydney NSW 2060
T +61 2 9955 3000
E reception@wenona.nsw.edu.au
W www.wenona.nsw.edu.au

